

Scaled data based on original data using
LM-79-08 Approved Method: Electrical and Photometric Measurements of Solid-
State Lighting Products

Test Report Prepared for
Cooper Lighting Solutions
(formerly Eaton)

Brand: McGRAW-EDISON

Report Number: P385658

Luminaire Tested: **GWC-SA1B-727-U-SL3-HSS**

Issue Date: 3/3/2020

Test Information

Test Method: LM-79-08
Report Number: P385658
TEST IS SCALED FROM IESNA LM-79-08 TEST DATA (G2-1903-205-23)
Test Lab: INNOVATION CENTER
Issue Date: 3/3/2020
Manufacturer: COOPER LIGHTING SOLUTIONS (FORMERLY EATON)
Product Line: MCGRAW-EDISON
Catalog Number: GWC-SA1B-727-U-SL3-HSS
Description: GALLEON WALL LUMINAIRE
(1) 70 CRI, 2700K, 800mA LIGHTSQUARE WITH 16 LEDS AND TYPE III SPILL
LIGHT ELIMINATOR OPTICS WITH HOUSE SIDE SHIELD
Light Source: -
Ballast/Driver: ELECTRONIC DRIVER

Summary

Lumens per Lamp: N/A
Luminaire Lumens: 4360 lumens
Efficiency: N/A
Efficacy: 99.1 lumens/watt
Luminous Opening: Rectangular (W 0.5' x L: 0.5' x H: 0')
IES Classification: Type III - Medium
BUG Rating: B1 - U0 - G1

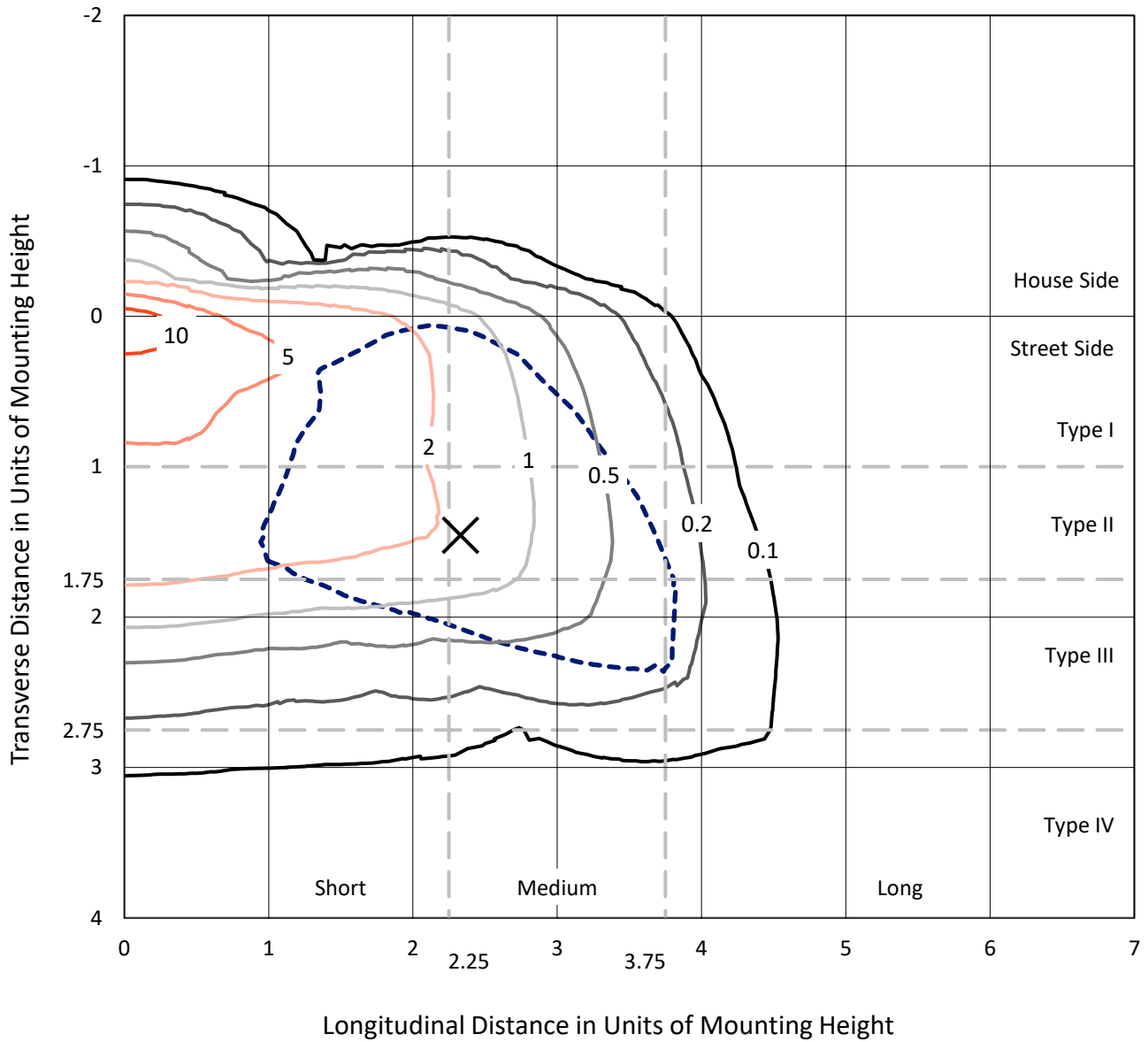
Input Watts (W): 44
Input Voltage (V): NR
Input Current (Ain): NR
Voltage Rise (V): NR
Power Factor: NR
Total Harmonic Distortion (THDi): NR
Frequency (hertz): 60
Stabilization Time: NR
Operation Time: NR
Ambient Temperature (°C): NR
Test Distance: 24 FT



REPORT NUMBER: P385658
 CATALOG NUMBER: GWC-SA1B-727-U-SL3-HSS

Iso-Footcandle Lines of Horizontal Illumination

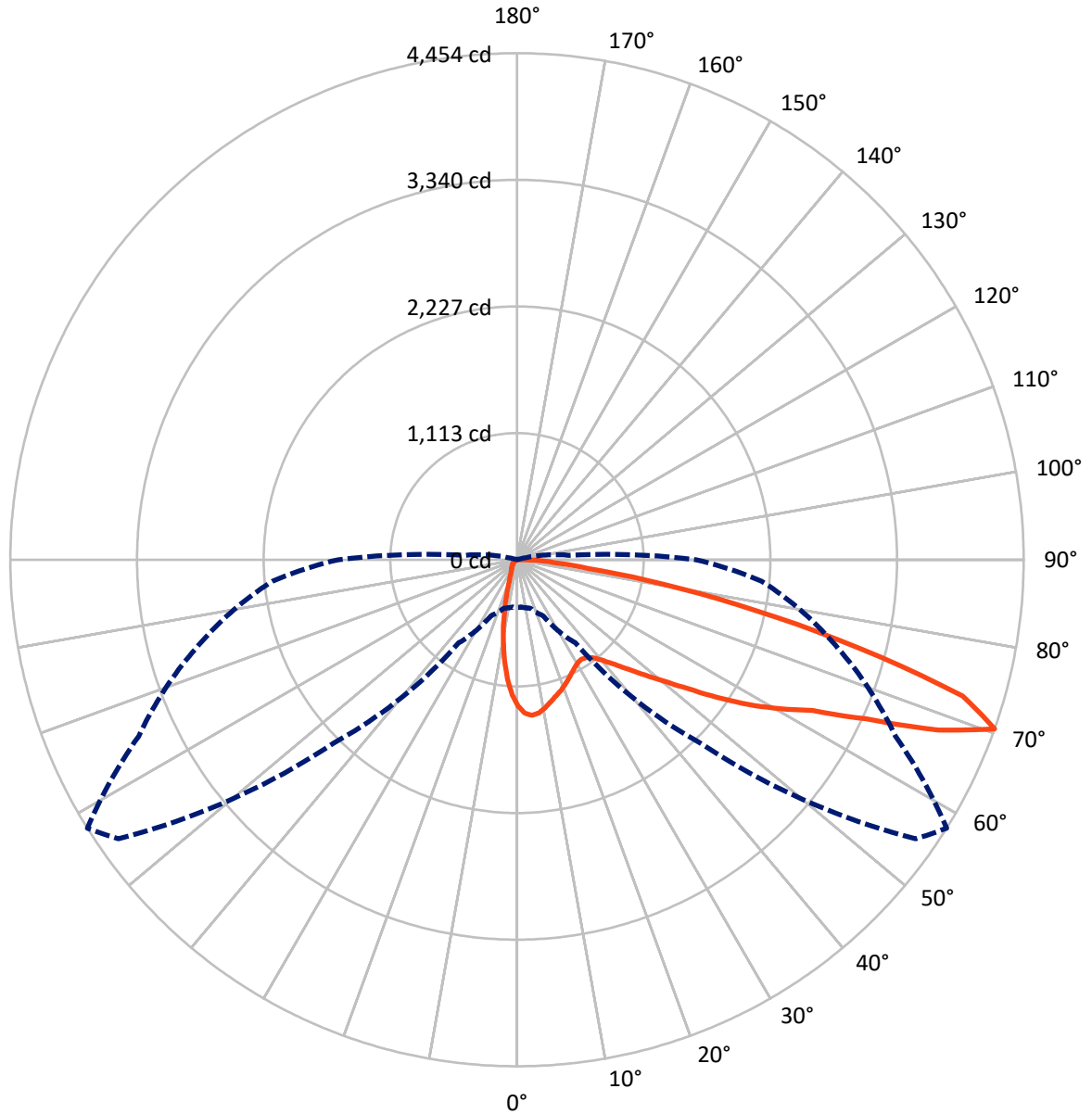
× Max cd
 - - - 1/2 Max cd



Based on 10 foot mounting height. Maximum calculated value = 13.1 fc
 Type III - Medium - N/A

REPORT NUMBER: P385658
CATALOG NUMBER: GWC-SA1B-727-U-SL3-HSS

Luminous Intensity Polar Plot



— Vertical Plane Through 58-Deg Lateral - - - Horizontal Cone Through 70-Deg Vertical

REPORT NUMBER: P385658

CATALOG NUMBER: GWC-SA1B-727-U-SL3-HSS

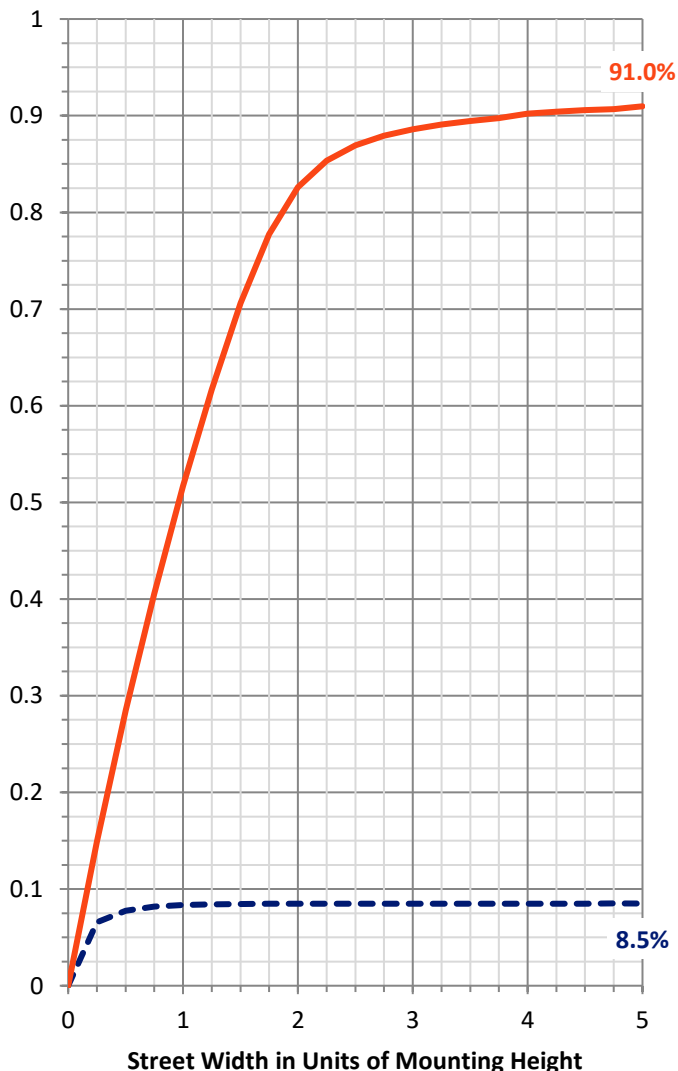
FLUX DISTRIBUTION:

		Downward	Upward	Total
House Side	Lumens	373.1	0.0	373.1
	% Fixture	8.6	0.0	8.6
Street Side	Lumens	3986.9	0.0	3986.9
	% Fixture	91.4	0.0	91.4
Total	Lumens	4360.0	0.0	4360.0
	% Fixture	100.0	0.0	100.0

ZONAL LUMENS:

Zone	Lumens	% Fixture
0°-10°	105.3	2.4
10°-20°	221.0	5.1
20°-30°	290.6	6.7
30°-40°	384.9	8.8
40°-50°	575.2	13.2
50°-60°	921.5	21.1
60°-70°	1161.6	26.6
70°-80°	626.5	14.4
80°-90°	73.3	1.7
90°-100°	0.0	0.0
100°-110°	0.0	0.0
110°-120°	0.0	0.0
120°-130°	0.0	0.0
130°-140°	0.0	0.0
140°-150°	0.0	0.0
150°-160°	0.0	0.0
160°-170°	0.0	0.0
170°-180°	0.0	0.0
0°-90°	4360.0	100.0
0°-180°	4360.0	100.0

Coefficient of Utilization



REPORT NUMBER: P385658

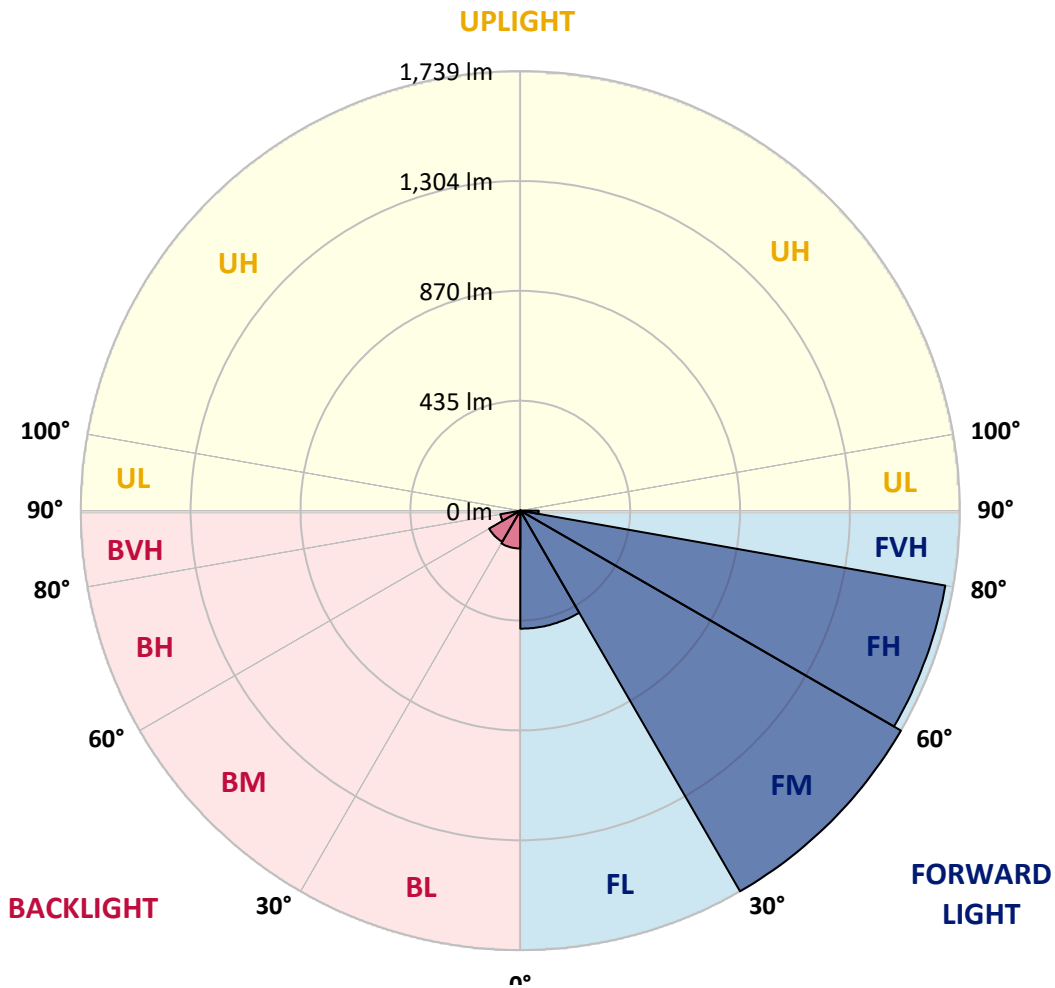
CATALOG NUMBER: GWC-SA1B-727-U-SL3-HSS

LUMINAIRE CLASSIFICATION SYSTEM LUMEN TABLE AND BUG RATING:

Zone	Lumens	% Fixture	Zone Rating/Lumen Limit		
			B	U	G
FL (0°-30°)	467.0	10.7			
FM (30°-60°)	1739.3	39.9			
FH (60°-80°)	1707.9	39.2			G1/1800
FVH (80°-90°)	72.7	1.7			G1/100
BL (0°-30°)	149.9	3.4	B1/500		
BM (30°-60°)	142.3	3.3	B0/220		
BH (60°-80°)	80.3	1.8	B0/110		G0/110
BVH (80°-90°)	0.6	0.0			G0/10
UL (90°-100°)	0.0	0.0		U0/0	
UH (100°-180°)	0.0	0.0		U0/0	

BUG Rating: B1-U0-G1

Type III Medium





REPORT NUMBER: P385658

CATALOG NUMBER: GWC-SA1B-727-U-SL3-HSS

CANDELA DISTRIBUTION (FULL):

	0°	5°	15°	25°	35°	45°	55°	58°	65°	75°	85°
0°	1287.9	1287.9	1287.9	1287.9	1287.9	1287.9	1287.9	1287.9	1287.9	1287.9	1287.9
2.5°	1394.7	1391.3	1390.0	1387.8	1379.5	1371.3	1355.2	1350.7	1340.5	1316.4	1290.8
5°	1395.8	1395.6	1399.4	1398.5	1395.6	1391.8	1380.2	1374.2	1357.0	1322.6	1275.8
7.5°	1328.5	1332.0	1340.5	1347.4	1355.4	1365.7	1367.1	1361.3	1347.2	1310.0	1248.0
10°	1238.2	1243.7	1255.7	1269.2	1290.1	1310.8	1329.3	1328.5	1323.6	1287.0	1214.7
12.5°	1147.8	1154.1	1167.9	1188.0	1217.6	1251.3	1284.3	1288.8	1297.0	1266.3	1183.9
15°	1068.6	1074.0	1087.6	1112.2	1148.9	1194.2	1242.6	1250.9	1272.0	1250.2	1158.1
17.5°	1001.3	1004.7	1014.7	1042.1	1084.5	1139.4	1202.4	1218.7	1250.0	1237.5	1135.8
20°	954.3	954.9	961.4	980.6	1023.1	1084.5	1160.7	1184.0	1226.8	1226.6	1112.8
22.5°	931.1	929.3	930.6	941.6	972.8	1032.1	1119.0	1146.7	1206.0	1217.4	1089.4
25°	926.8	925.3	921.7	923.2	942.0	986.2	1076.9	1109.0	1187.7	1211.8	1069.1
27.5°	940.4	941.8	935.7	929.1	930.6	956.5	1039.5	1076.7	1172.8	1211.8	1054.8
30°	967.8	968.5	963.9	955.4	944.0	948.2	1013.6	1050.8	1165.4	1220.1	1045.7
32.5°	998.0	1002.0	1001.5	994.6	978.3	961.4	1007.5	1041.4	1164.8	1238.6	1044.8
35°	1035.6	1040.1	1047.7	1046.3	1029.2	1001.5	1028.5	1055.1	1175.5	1269.1	1054.6
37.5°	1075.4	1082.3	1098.7	1106.4	1095.4	1064.0	1075.6	1094.7	1204.2	1318.4	1079.4
40°	1114.1	1121.9	1151.6	1182.2	1173.9	1141.6	1147.1	1162.3	1255.1	1389.3	1126.6
42.5°	1152.0	1163.6	1207.2	1257.6	1267.6	1241.9	1244.8	1256.9	1330.7	1486.8	1203.6
45°	1197.3	1210.3	1275.1	1337.2	1363.9	1352.6	1365.0	1373.0	1429.5	1615.7	1307.5
47.5°	1263.8	1278.9	1358.3	1429.2	1475.9	1483.2	1508.0	1513.3	1554.4	1765.8	1442.9
50°	1393.6	1397.8	1469.6	1533.9	1601.4	1644.9	1673.2	1677.2	1705.6	1929.9	1612.1
52.5°	1557.0	1559.7	1600.3	1643.4	1720.1	1809.0	1875.1	1880.8	1886.7	2089.8	1779.1
55°	1719.2	1718.9	1745.7	1771.1	1858.8	1987.9	2131.5	2134.9	2092.0	2241.5	1906.7
57.5°	1820.6	1830.4	1871.2	1903.8	2026.3	2191.9	2391.1	2403.8	2307.5	2353.9	2032.9
60°	1788.3	1793.0	1883.5	2004.2	2235.0	2481.8	2653.8	2657.1	2469.6	2466.2	2192.4
62.5°	1523.6	1526.1	1668.3	1917.2	2340.7	2857.8	2970.7	2917.6	2656.0	2621.9	2383.3
65°	1044.3	1060.8	1179.5	1487.2	2146.5	3093.6	3461.3	3373.4	2940.1	2846.3	2555.9
67.5°	615.0	611.5	670.2	896.9	1576.5	2937.0	4081.9	3994.5	3327.5	2996.6	2505.3
70°	420.1	417.7	440.2	543.0	890.0	2278.3	4277.1	4453.5	3669.6	2895.5	2156.1
72.5°	299.9	301.1	334.3	421.9	558.8	1327.4	3678.1	4095.6	3562.5	2524.2	1638.9
75°	203.6	207.0	254.5	346.1	489.9	675.3	2610.1	3113.4	2900.9	1834.5	942.0
77.5°	109.5	113.3	169.3	278.8	442.9	469.2	1679.0	2142.7	1822.2	824.7	273.0
80°	45.7	47.9	79.2	202.7	382.7	412.1	987.9	1299.3	776.5	162.6	60.9
82.5°	19.8	20.8	33.0	120.9	286.1	347.9	523.0	625.1	235.3	35.7	30.6
85°	3.8	4.0	13.6	64.0	182.6	196.3	339.0	332.3	105.7	15.4	22.3
87.5°	0.0	0.0	3.3	20.1	53.7	107.0	206.9	204.3	35.9	7.4	8.3
90°	0.0	0.0	0.0	0.0	0.0	0.0	0.0	0.0	0.0	0.0	0.0



REPORT NUMBER: P385658
 CATALOG NUMBER: GWC-SA1B-727-U-SL3-HSS

CANDELA DISTRIBUTION (continued):

	90°	95°	105°	115°	125°	135°	145°	155°	165°	175°	180°
0°	1287.9	1287.9	1287.9	1287.9	1287.9	1287.9	1287.9	1287.9	1287.9	1287.9	1287.9
2.5°	1277.8	1265.3	1239.0	1206.5	1181.7	1154.3	1132.6	1105.0	1093.0	1093.6	1087.0
5°	1249.1	1223.4	1165.2	1091.8	1035.2	976.8	926.6	876.6	847.0	837.4	828.3
7.5°	1208.2	1167.4	1074.5	961.4	865.7	772.1	690.7	619.1	573.8	551.7	543.5
10°	1161.9	1104.6	970.3	821.3	684.6	558.0	452.5	360.8	324.2	299.3	293.0
12.5°	1121.3	1043.7	868.4	677.5	515.2	362.6	262.0	204.9	180.0	170.2	168.6
15°	1083.1	986.8	770.3	547.3	356.8	223.2	166.6	147.2	141.4	139.8	139.8
17.5°	1047.0	932.6	674.4	419.2	236.0	156.5	138.0	133.6	131.8	131.6	131.8
20°	1009.3	878.4	580.1	307.1	164.8	132.5	127.5	125.1	124.6	124.6	124.6
22.5°	973.2	824.2	488.4	219.4	132.2	120.9	118.4	116.8	116.2	116.0	115.7
25°	938.6	772.7	398.9	155.0	116.0	110.8	108.6	106.4	104.8	103.9	103.3
27.5°	910.1	726.8	315.5	124.4	104.8	100.3	97.5	94.3	90.3	88.5	87.7
30°	887.4	684.9	243.1	105.0	94.3	89.7	85.6	80.0	74.1	71.1	70.9
32.5°	869.7	643.8	184.6	92.8	84.8	79.2	73.2	66.2	59.5	56.0	55.8
35°	861.0	607.5	141.0	83.9	76.5	69.4	62.0	54.2	47.7	44.4	44.1
37.5°	866.8	576.9	110.0	76.5	69.4	61.3	52.6	44.4	38.6	35.7	35.5
40°	888.0	557.3	89.4	70.2	63.5	53.5	44.1	36.4	31.5	29.2	29.0
42.5°	933.1	550.1	76.3	64.9	57.7	46.2	36.6	30.1	25.6	23.9	23.6
45°	1008.5	560.7	67.4	59.8	51.7	39.3	30.3	24.7	20.7	19.4	19.2
47.5°	1109.0	588.8	61.1	54.9	46.2	33.2	25.2	19.9	16.9	15.6	15.4
50°	1238.4	633.4	55.8	50.0	41.2	28.1	20.8	15.8	13.1	12.1	12.1
52.5°	1379.3	686.6	51.1	45.5	36.1	23.4	16.9	12.1	10.3	9.2	9.2
55°	1495.7	733.0	46.0	42.1	29.9	19.4	12.9	9.2	7.6	7.1	7.1
57.5°	1611.9	782.5	40.2	36.1	23.9	15.8	9.8	6.9	5.6	5.3	5.3
60°	1762.6	843.0	34.6	29.4	18.9	12.0	7.3	4.9	4.2	4.0	4.0
62.5°	1928.3	878.6	29.6	23.6	14.7	8.9	5.3	3.3	3.1	3.1	2.9
65°	2029.6	828.3	24.8	18.9	11.4	6.7	3.4	2.4	2.7	2.5	2.2
67.5°	1900.3	648.5	20.3	14.7	8.9	5.1	2.2	1.6	2.9	2.4	1.8
70°	1573.5	454.0	15.8	10.3	7.1	4.4	1.5	1.1	3.1	2.4	1.5
72.5°	1177.5	303.9	12.5	6.9	5.3	3.8	1.3	0.5	2.7	2.0	1.3
75°	643.4	122.4	10.0	4.4	3.3	2.7	0.9	0.4	1.8	1.5	0.9
77.5°	169.3	32.3	7.3	2.9	1.8	1.1	0.5	0.2	0.9	0.7	0.4
80°	43.1	12.5	4.7	2.0	1.3	0.5	0.0	0.0	0.2	0.0	0.0
82.5°	23.0	5.3	2.9	1.5	0.7	0.0	0.0	0.0	0.0	0.0	0.0
85°	17.4	3.4	1.6	0.9	0.2	0.0	0.0	0.0	0.0	0.0	0.0
87.5°	6.7	1.1	0.5	0.0	0.0	0.0	0.0	0.0	0.0	0.0	0.0
90°	0.0	0.0	0.0	0.0	0.0	0.0	0.0	0.0	0.0	0.0	0.0

Signify Classified - Internal
Cooper Lighting Solutions Photometric Lab
1121 Highway 74 South
Peachtree City, GA 30269

Scaled Data Report



Report Generated By 670245982

Signify Classified - Internal
Cooper Lighting Solutions Photometric Lab
1121 Highway 74 South
Peachtree City, GA 30269

Scaled Data Report



Signify Classified - Internal
Cooper Lighting Solutions Photometric Lab
1121 Highway 74 South
Peachtree City, GA 30269

Scaled Data Report



Signify Classified - Internal
Cooper Lighting Solutions Photometric Lab
1121 Highway 74 South
Peachtree City, GA 30269

Scaled Data Report





--- HS — SS

Signify Classified - Internal
Cooper Lighting Solutions Photometric Lab
1121 Highway 74 South
Peachtree City, GA 30269

Scaled Data Report



u

Signify Classified - Internal
Cooper Lighting Solutions Photometric Lab
1121 Highway 74 South
Peachtree City, GA 30269

Scaled Data Report



Signify Classified - Internal
Cooper Lighting Solutions Photometric Lab
1121 Highway 74 South
Peachtree City, GA 30269

Scaled Data Report



(END OF REPORT)